

Gateway C201 CDMA Router

Connect dial-only devices to a CDMA Network

The JBM Electronics Gateway C201 is a compact wireless router designed to economically connect devices to a cellular network. This Linux-based router allows TCP and async devices access to a CDMA network. The C201 provide a dial-tone simulator that supports dial only devices such as electric meters, ATMs and POS terminals. This preserves the life of the terminals while eliminating the POTS line.

The C201's low price point and advanced features provide a simple solution that can be deployed in a variety of network environments. The C201 is designed for low bandwidth applications such as ATMs, POS and remote monitoring. If high bandwidth is required for the applications such as DSL fallback and small office connectivity, the Gateway C131 can be used to access CDMA EV-DO networks.

The C201 provides all of the processing capabilities needed to interface terminal devices to the host system, including custom headers, data manipulation and special routing. The Gateways' fallback and management capabilities allow the units to be quickly integrated into existing networks and management systems.















Benefits

- Offers quick and easy installation and deployment
- Supports dial-only devices
- Avoids circuit installation charges
- Provides tremendous improvements in transaction speeds
- Eliminates dedicated dial or leased lines for remote devices
- Lowers transaction fees for IP connectivity versus dial or Leased Line
- Reduces recurring phone line costs
- Lowers capital expense by maintaining to use existing equipment
- Eliminates the need to retrain employees on new equipment
- Converts legacy data to TCP/IP with application-specific headers
- Selects TCP session paths and appropriate headers via dial string or data
- Supports different processors through application-specific headers
- Facilitates remote management via IP connectivity using Telnet or SNMP
- Improves overall manageability of remote devices and reduce truck rolls
- Approvals by Sprint and Verizon

Features

The C201 provides the following ports and software:

-  One 10/100BaseT Ethernet port
-  One Async RS-232C port
-  One Async Dial-Tone port
-  Integrated 1XR TT CDMA modem
-  Support for normal connections (56 KB) and Data Plans (144 KB)
-  Firewall, NAT and Port Forwarding
-  VPN, SSL and 3DES Support
-  DHCP Client and Server
-  Dynamic DNS Support
-  IP Routing
-  Bandwidth optimization
-  Web based configuration and management

Each port is independent, which allows the C201 to simultaneously support multiple devices.

Industry Uses

The Wireless Gateways can convert any Ethernet, RS232 serial, or dial-only device to wireless for transport. This capability allows our customers to support applications like out-of-band management, monitoring and control of remote devices, and transport of transaction data. This opens the door for many industries with remote devices to reduce their carrier costs and save on expensive leased lines or dial-ups. Below is a list of just some of the industries for which the Wireless Connector Series makes sense:

- **Financial** (Transaction Data)
 - Point of Sale (POS) Terminals
 - ATM's
 - Retail
 - C-Store
 - Gas Stations
- **Utilities** (Monitoring & Control)
 - Electric Power Generation & Distribution
 - Natural Gas
 - Water
 - Pipeline
- **Government** (Monitoring & Control)
 - Local
 - State
 - Federal
- **Transportation** (Monitoring & Control)
 - Railroads
 - Airline
 - Reservations
 - Traffic Management
- **Security** (Monitoring & Control)
 - Surveillance
 - Alarms
 - Access Entry
- **Telecommunications** (Monitoring & Control)
 - Out of Band Management
 - Terminal Server
 - Environmental Monitoring & Control

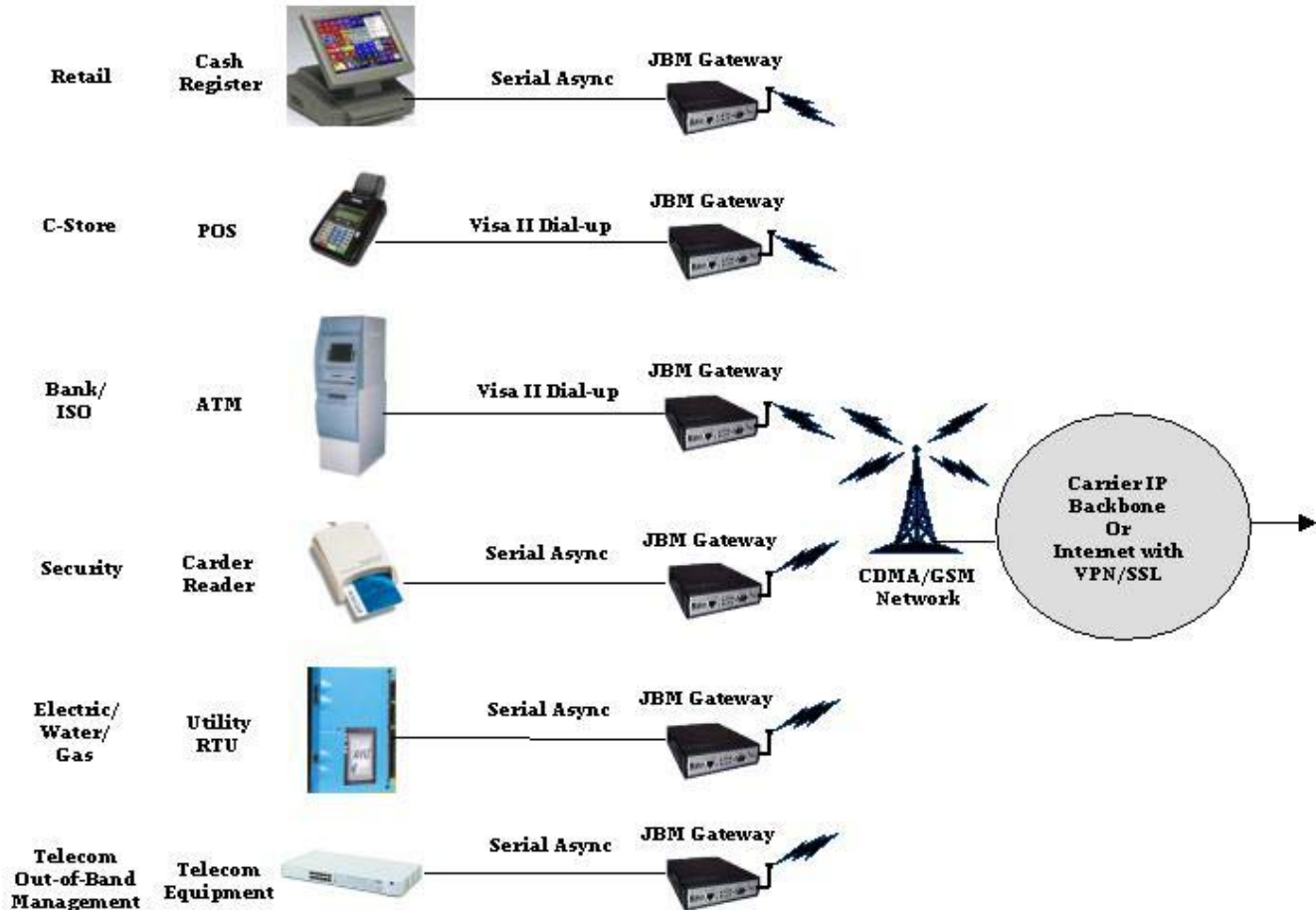
Installation

Installation of the Gateway is simple. The Gateway's network definitions and terminal interface can be configured through a set of web menus, remotely through an FTP transfer of the configuration file or automatically through JBM's Management Server.

The Management Server maintains a MySQL database of installed Gateways with their associated reference information and unit configurations. At installation time, the Gateway can connect to the Server and retrieve its configuration definitions, applicable patches and scripts. This automated retrieval supports both static and dynamic IP Addresses and provides secure access control. The central site operator can use the Server for command and control of the remote Gateway. The Server can retrieve logs, reset ports or tasks and initiate diagnostics.

Applications

The Gateways provide IT managers the flexibility to convert any Ethernet, serial, or dial-up circuit to wireless. The Wireless Connector Series also allows data from non-IP devices to be converted to IP for transport over a wireless network. Some of the supported device types are illustrated below:



Features & Functionality

Wireless Interface

The JBM Wireless routers use an industry standard Wavecom module for compatibility with all CDMA and GSM wireless carriers. The wireless interface is designed with an external antenna for mounting outside equipment cabinets or ATMs for better reception.

Security

All of the JBM Gateways have a full range of Linux security features including SSL client/server, IPSEC VPN client/server, Manual or Dynamic Keys, 3DES or AES encryption, Network Address Translation (NAT), transparent bridging mode, IP and Port filtering, and intrusion protection with an integrated Stateful Inspection Firewall.

Router Functionality

The Wireless Connector Series offers full IP routing functionality supporting Static, RIP, OSPF, and BGP routing. The Gateways support DHCP, DHCP client, GRE, PPP, and PPPoE for broadband users.

Compatibility

Compatibility is never an issue with the Wireless Connector Series since JBM uses all standards-based protocols. Interoperability between JBM and other router/VPN vendors is fully supported.

Fallback Routing

One of the Gateway's key features is the ability to perform fallback routing. Fallback routing enables a user to configure alternate paths to the host or to several hosts for disaster recovery. The fallback path can be to a different IP server or with a properly equipped Gateway, through a different connection such as a cell or dial modem.

Management

The JBM Gateways can be configured through CLI Command entered via console port or Telnet. The Telnet connection provides command, control, and monitoring of the Gateways. SNMP is supported with SNMP Traps providing notification of major events in the Gateways. SSH is also supported for security of the management connection. Extensions to the Telnet or SNMP commands are available as a special order.

Dial-Tone Support

The Dial-Tone circuitry provides a dial tone for dial-only async devices. This dial tone simulator and associated modem allows for a simple, non-disruptive connection to a dial-only device. The Gateway can route the data based upon the data or phone number dialed (DTMF recognition). This connection supports both legacy async protocols and async PPP. The modem component can also be used as a normal async modem.

The Dial-Tone support can be used to dial the attached device. This capability allows a remote application to connect on demand for management and diagnostic purposes.

IP Header Manipulation

Unlike many competitors, the Gateways support Data and Header manipulation, allowing seamless access into many host systems. This important, customizable feature allows the customer to change the content or format of the IP headers. This capability gives the customer the flexibility to connect to any transaction processor or host system.

Data and Phone Number Routing

In addition to the header manipulation, the Gateways can perform routing based upon the dial phone number or specific data fields. The routed message, built with the processor-specific header, can be sent to the remote destination. This capability allows the Gateway to support many unique processors with all of the conversion occurring at the network's edge.

Protocol Conversion

All of the JBM Gateway products support protocol conversion, and when it comes to protocol conversion, JBM is the industry leader with over 50 different protocols in our software library. Protocol conversion is necessary when converting a host to IP or introducing a new Transaction Switching System. Our Gateway products provide our customers with a seamless and non-intrusive migration to IP. The Wireless Connector Series support conversion of most financial async protocols.

C201 Specifications

Wireless Module:	Wavecom:	Q2438 (CDMA)
	Data Rate:	153 Kbps Forward and Reverse
	Power Output:	0.2W – 0.3W
CDMA 2000 1XRTT:	Band Class 0	Tx: 824-849/Rx: 869-894
	Band Class 1	Tx: 1850-1910/Rx: 1930-1990
LAN Port	Ethernet:	10/100 Base T
	Interface:	Female RJ-45 connector
Async Port:	Baud Rate:	110-56,000 bps
	Interface:	Female DE-9 connector, RS-232C, DTE mode, DCE mode with adapter cable
Dial-Tone Port:	Baud Rate:	Up to 2400 bps (V.22 bis technology)
	Interface:	Female 6 pin Modular plug for modem, Female 6 pin Modular plug for pass-through (C201)
Console Port:	Baud Rate:	Up to 115,200 bps
	Interface:	Female DE-9, RS-232C DCE mode, DTE mode with adapter cable
Operating System:	Linux 2.4 Kernel	
Management:	Console Port:	CLI Access through async connection
	IP Protocol:	SNMP and Telnet or SSH
LED Indicators:	Wireless Port:	Status, Ready, Transmit, Receive
	LAN Port:	Link, Transmit, Receive
	Serial Port:	Transmit, Receive
	Dial Tone Port:	CO, Transmit, Receive
	Power:	On/Off State
Power:	12V DC (External) 120-240 VAC, 50/60 Hz	
Antenna	Built-in or External, SMA Connector	
Physical:	Size:	7" W x 1.4" H x 6" L
	Weight:	2 pounds
Processor:	486DX-100	
Memory:	32 MB RAM, 16MB Flash	
Warranty:	1 Year Parts and Labor	

We continually enhance the Gateways so specifications are subject to change without notice.